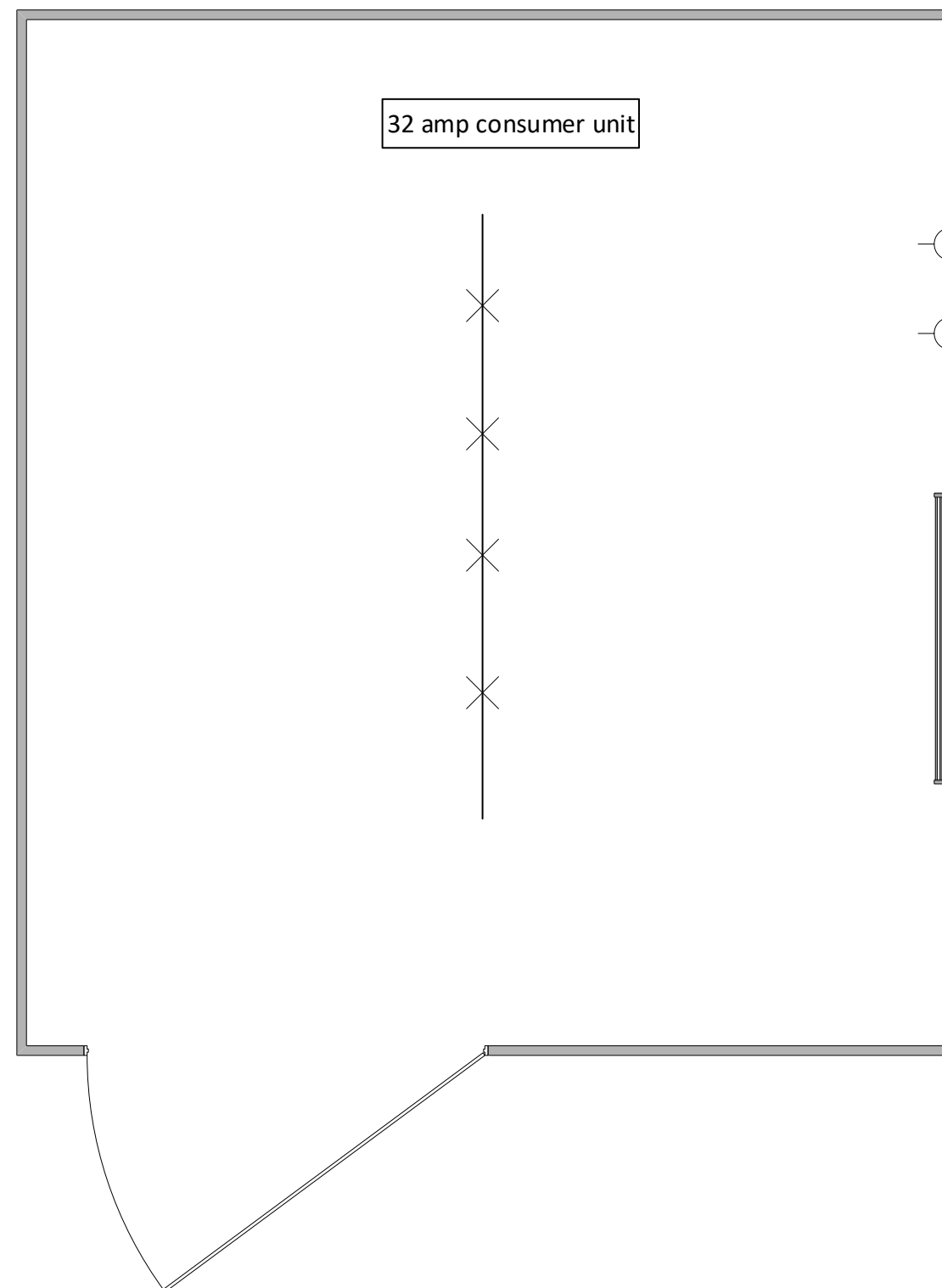

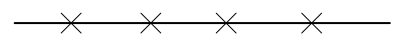



This drawing is for illustration purposes only and may differ slightly from the building provided

LCS MODULAR BUILDINGS




Double Plug


Strip Light


Tilt & Turn Window


2kw convection heater

Internal height: 2340mm

RAL Colour 7035
electric: GB (230V/32A/3 poles)

Internal finish: white

Window parapet height: 870mm

Window with gas filling

Cement bound chipboard floor

Double amount of floor crossmembers

Floor insulation: 60 mm mineral wool

PU panels (60 mm)

Roof insulation: 100 mm mineral wool

Internal steel cladding

Consumer box with 2 rows

incl. electrical male/female connection

LCS Container Services
Lichfield Road
Branston
Burton on Trent
DE14 3HD
01283 204 729